








STRUCTURAL BEARINGS



*'Sneha'....
on the move without friction.*



SNEHA BEARINGS PVT. LTD.





Introduction :

Bearings are needed to transfer the vertical forces from one structural member to another. They are also required to restrict or permit linear or rotational movement. Where horizontal movement is restricted, the horizontal forces will be transferred through bearing to the lower structure.

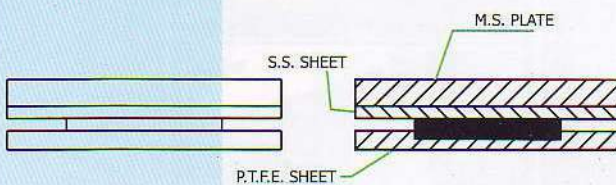
Application :

SNEHA make PTFE/SS Bearing have wide applications in the field of,

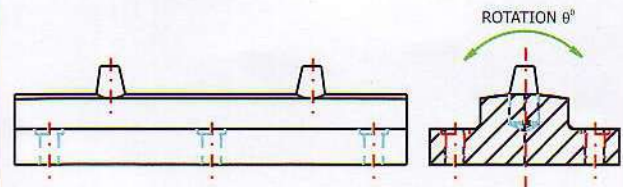
1. **Bridges :** Plate Girder, Truss, Arch, Suspension, Cable Stayed, Movable.
2. **Structural :** Building, Sports Complex, Auditoriums, Pipe Supports, Vessel Supports, Gantry Supports.
3. **Pollution Control :** Precipitators, Bag Houses, Valves, Ducts.
4. **Off Shore :** Platforms, Turn Tables, Crane Pivot.
5. **Oil & Chemical Refinery Equipments :** Heat Exchangers, Pipe Lines, Hanger Bearings.

Type of Bearings :

1. Plain Sliding Bearing (Model PS)

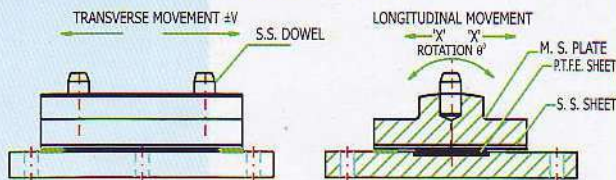


2. Rocker Bearing (Model EDFx)

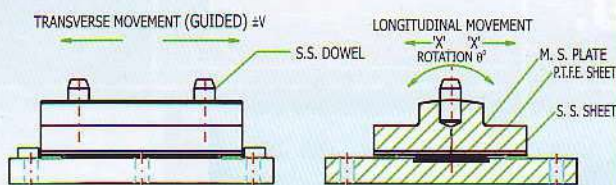


3. Rocker cum Sliding Bearing

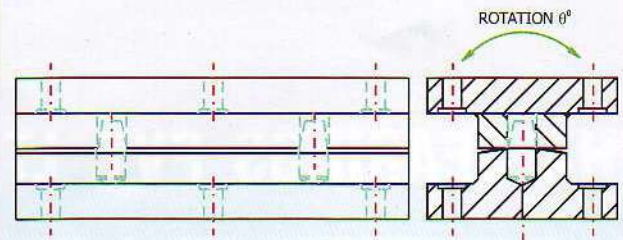
(Model EDF)



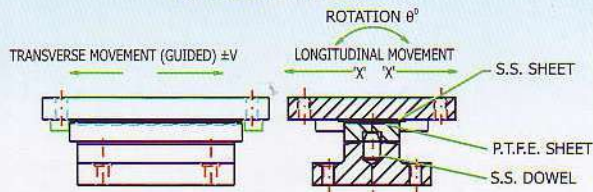
(Model EDG)



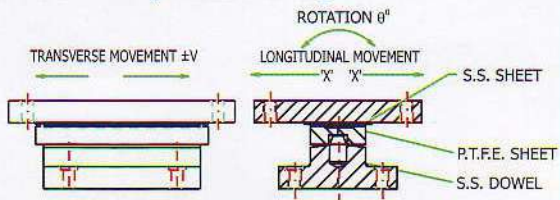
4. Rocker Bearing (Model NTFx)



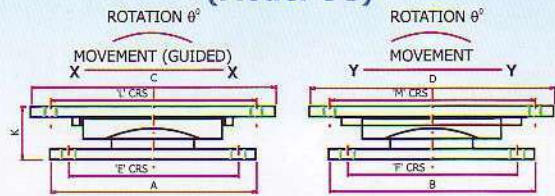
5. Rocker cum Sliding Bearing (Model NTG)



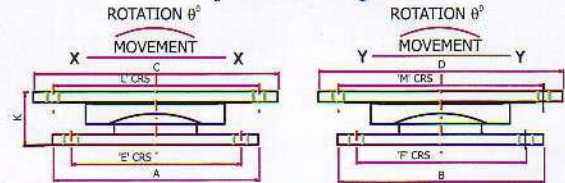
(Model NTF)



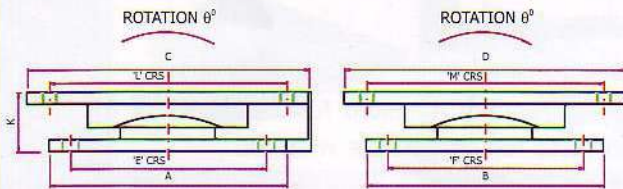
6. Spherical Sliding Bearing (Model SG)



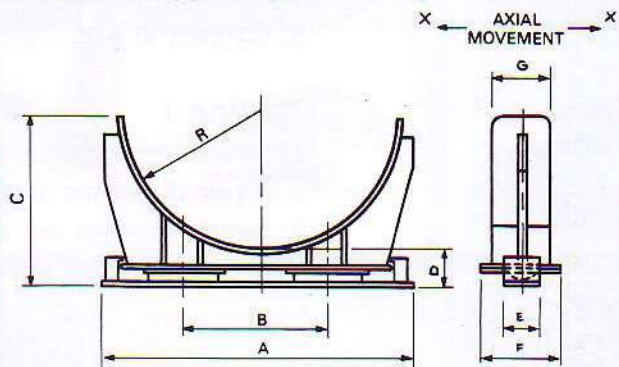
(Model SF)



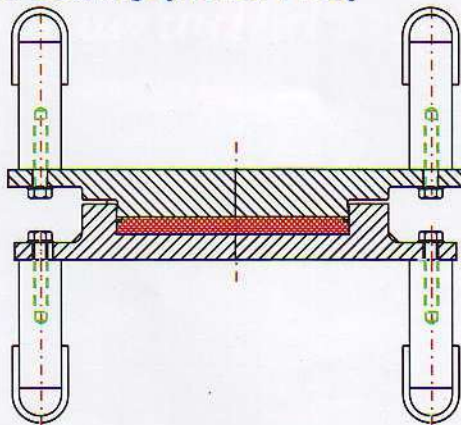
7. Spherical Knuckle Bearing (Model SFx)



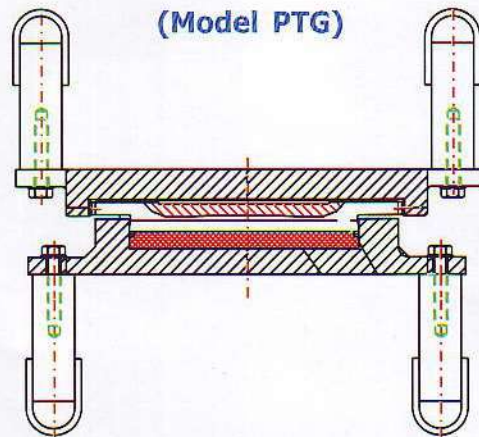
8. Duct Support (Model DS)



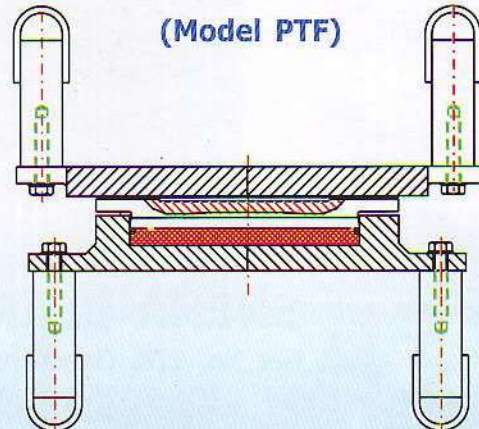
9. Pot Bearing (Model PTFx)



10. Pot PTFE Sliding Bearing (Model PTG)



(Model PTF)



Properties of PTFE :

The wonder material PTFE (Polytetrafluoroethylene) possesses following properties :

1. Chemically inert.
2. Low coefficient of friction.
3. High wear resistance.
4. Immune to almost all known solvents.
5. Can operate over wide range of temperature.

Friction :

The exact value of coefficient of friction can not be quoted since it depends on many factors some of the major governing factors are,

- ▲ Unit Loading
- ▲ Surface finish of mating parts
- ▲ Temperature
- ▲ Speed of movement
- ▲ Period under load without movement.

The dynamic coefficient of friction can be as low as 0.005 but for design considerations the coefficient of friction is taken as 0.05.

Advantages of PTFE / SS Bearings :

1. Low Coefficient of Friction.
2. No maintenance required.
3. No lubrication required.
4. Life Long
5. High load carrying capacity.
6. Compact in size.

Testing :

1. Sample bearings are tested for 1.25 times design load capacity.
 2. A pair of bearing selected at random is tested for coefficient of friction.
 3. Sample bearings are also teste for permissible rotation.
- All the tests are carried out on finished products in house on sophisticated test rig.



SNEHA BEARINGS PVT. LTD.

Plot No. X-11, General Block, MIDC, Bhosari, Pune - 411 026.
Maharashtra, India.


Tel. No. : + 91- 20- 27120914,

Miss. Rucha Tambekar -(Marketing Head) : + 91 - 80077 71225

E-mail : response@snehabearings.com




ROTARY AIR LOCK VALVE



Rotary Air Locks are used for discharging the dust from Bagfilter / Cyclomax hopper. They seal against loss of air / gas and thus maintain the operating pressure in the systems. They are also used as Volumetric Feeders to maintain an even flow of material through processing systems.


Sneha Rotary Air Lock Feeders have wide application in industry wherever dry freeflowing powders, granules, crystals or pellets are used. Typical materials handled with sneha units include cement, sugar, minerals, grains, plastic, dust, fly ash flour, gypsum, lime, coffee and cereals.



FEATURES

- Sturdy eight blade C. I. Rotor with EN8 shaft with fixed or adjustable blades.
- Removable side plate for easy access to replace the seal.
- Air Purge to prevent leakage and protect packings.
- Maintains vacuum or pressure up to 20" W. G.
- Chain Drive with TEFC motor.
- Heavy duty Cast Iron Body.
- Simplified drive assembly.

Rotary Air Lock Valve (Fabricated)



Capacities in Cubic Feet per Minute (Based on 100% fill factor)

Size	H. P.	15 RPM	20RPM	25RPM	30RPM
6"	0.5	1.05	1.4	1.75	2.1
8"	0.5	2.7	3.6	4.5	5.4
10"	0.75	5.4	7.2	9.0	10.8
12"	1.0	9.6	12.8	16.0	19.2
14"	1.0	15.75	21.0	26.25	31.5
16"	1.0	24.0	32.0	40.0	48.0
18"	1.5	34.2	45.6	57.0	68.4
20"	1.5	47.0	62.7	78.4	94.0
22"	2.0	62.5	83.3	104.1	125.0



SNEHA BEARINGS PVT.LTD.

- Plot No. X - 11, M. I. D. C., Bhosari, Pune - 411 026.
- Phone : (020) 27120914, 25126017
- Web : www.snehabearings.com
www.rotaryairlockvalves.com
- E-mail : response@snehabearings.com